

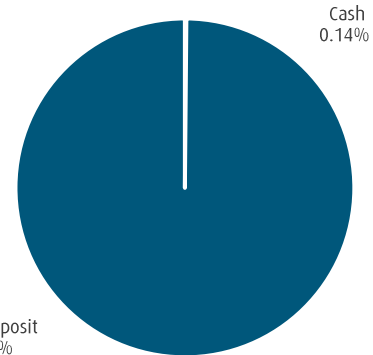
EDC Ghana Money Market Unit Trust Sub Account B

Fund Category | Money Market


SUMMARY

Portfolio Manager	Michael Owusu
Inception Date	1 st August 2023
Currency	Ghana Cedi
Share Price	GHC 1.0998
Fund Size	GHC 23.82 Million
Minimum Initial Investment	GHC 100
Valuation Period	Daily
Redemption Fee	Nil
Management Fee	1.25% p.a.

ASSET ALLOCATION & FUND PERFORMANCE



RISK PROFILE



TOP HOLDINGS

FD 91 DAYS	51.40%
FD 182 DAYS	29.30%
FD 60 DAYS	12.80%

PERFORMANCE

At the end of March 2024, the fund delivered a return of 1.76%. Since inception in August 2023, the Fund has achieved a return of 9.98%.

INVESTMENT OBJECTIVE

To provide investors with enhanced liquidity and competitive returns by investing in a selection of short-term securities that are highly liquid and provide competitive returns. The Fund aims to maintain a stable net asset value (NAV) for capital preservation while ensuring prudent risk management.

STRATEGY

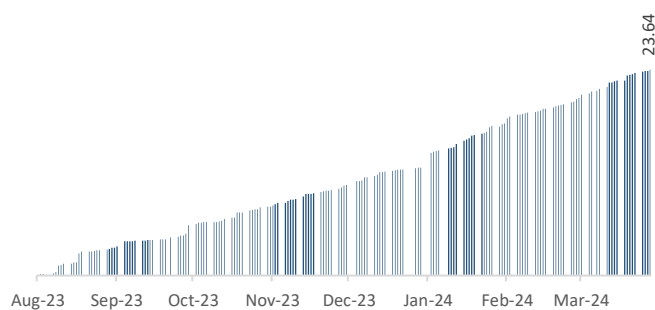
The Fund adopts a strategy focused on investing in short securities that may not be as volatile as other money market securities. This approach allows the portfolio to be valued on an interest accrual basis, enhancing overall stability and liquidity.

PERFORMANCE %

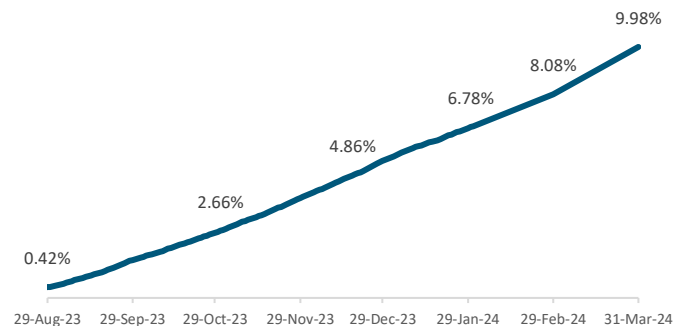
Period	Jan	Feb	Mar	Apr	May	Jun	Jul	Aug	Sep	Oct	Nov	Dec	YTD
2023	-	-	-	-	-	-	-	0.46	1.05	1.17	1.36	1.45	5.60
2024	1.38	0.96	1.76										4.16

	1 M.	3 M.	6 M.	YTD	SINCE INCEPTION
Money Market Fund Sub Account B %	1.76%	4.16%	8.35%	4.16%	9.98%

AUM TREND (GHC 'M)



PERFORMANCE TREND (%)



Service Providers: Auditor – Baker Tilly Andah and Andah

Trustees – Universal Merchant Bank Ghana Ltd

Disclaimer
Development Corporation (EDC)

This document was prepared under supervision from the Research Division of Ecobank Group and is not necessarily definitive, current or authoritative. Data used in this document was gathered from reliable sources, but the analyst(s) and the publishers of this document do not hold themselves responsible for the accuracy or completeness of data used. The document provides the opinions, analyses and conclusions of the Research Division only and is provided without any warranties of any kind. Ecobank Group and its affiliates do not in any way endorse the findings, views and conclusions in this document. Ecobank Group published the document for information purposes only and does not constitute solicitation in any form and is not an offer to buy or sell securities of any kind. Ecobank Group and its affiliates' Directors, Employees or Agents do not accept any liability for any direct or remote loss or damage arising out of the use of all or any part of the information contained in this document.

Registered as Ecobank