

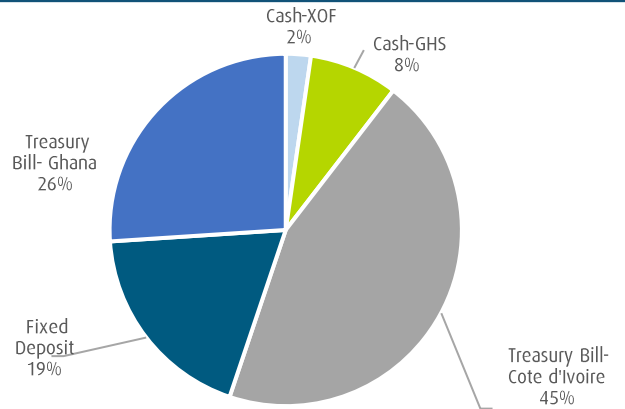
EDC Ghana Retirement Fund Plc

Fund Category | Balanced

SUMMARY

Portfolio Manager	Emmanuel Owusu
Inception Date	1st April 2015
Currency	Ghana Cedi
Share Price AMC (NAV per Share)	GHC 0.6725
Share Price MTM (NAV per Share)	GHC 0.6704
Fund Size	GHC 4.15 Million
Minimum Initial Investment	GHC 2,000
Valuation Period	Daily
Redemption Fee	3% in first year of investment 2% in second year of investment None after second year of investment.
Management Fee	2.5% p.a.

ASSET ALLOCATION & FUND PERFORMANCE



TOP HOLDINGS

CI-91 DAYS	22.90%
CI-364 DAYS	21.80%
GOG-182 DAYS	15.30%
FD-182 DAYS	13.80%
GOG-60 DAYS	8.20%

**GOG- Government of Ghana **CI- Cote d'Ivoire **FD- Fixed Deposit

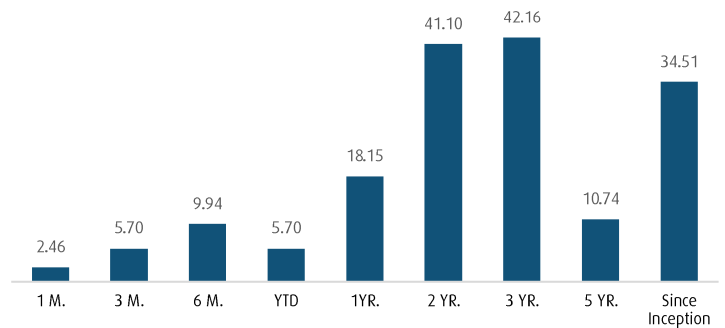
INVESTMENT OBJECTIVE

The EDC Ghana Retirement Fund seeks to achieve capital growth by offering investors access to high-quality fixed income securities and listed equities across Africa. Its primary objective is to provide investors an opportunity to plan and accumulate reserves for their retirement. The Fund consistently strives to generate stable and sustainable long-term returns.

STRATEGY

The EDC Ghana Retirement Fund focuses on long-term investment growth through a balanced approach that combines fixed income securities and equities. The Fund pursues long term growth by strategically tapping into universe of fixed income and equity investments across Africa. The fund has the flexibility to invest fully in fixed income or to allocate up to 30% in equities.

PERFORMANCE (%)



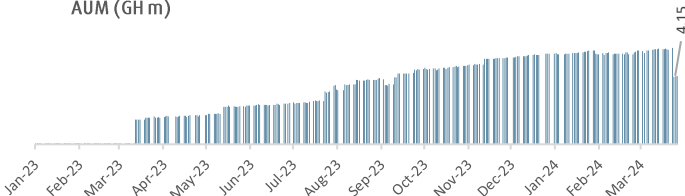
PERFORMANCE DISCLOSURE

The EDC retirement Fund was previously known as the SEM All Africa Equity Fund Ltd. and managed by SEM Capital. At an Extraordinary General Meeting of shareholders in March 2022, a special resolution was passed appointing EDC Investments Ltd as Fund Manager and a change in the name of the Fund to the EDC Ghana Retirement Fund Plc. NB: Please note that the Fund's strategy has been revised following the takeover in March 2022. As a result, the historic returns up to 2024 reflects the fund's strategy within this period.

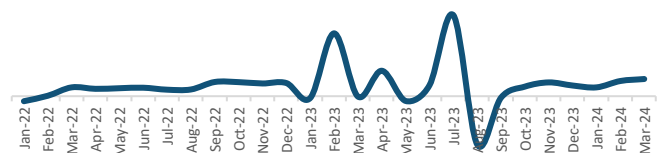
PERFORMANCE (%)

Period	Jan	Feb	Mar	Apr	May	Jun	Jul	Aug	Sep	Oct	Nov	Dec	YTD						
2022	-0.68	0.09	1.28	1.07	1.16	1.23	0.95	0.98	2.04	2.02	1.83	1.89	14.74						
2023	-0.23	8.92	-0.02	3.63	-0.64	1.58	11.49	-6.81	-0.17	1.39	1.98	1.54	23.74						
2024	1.28	2.18	1.63										6.03						
Performance Summary %													1 Month	3 Months	6 Months	YTD	3 Year	5 Years	Since Inception
EDC Ghana Retirement Fund Performance at Marked-to-Market													1.63	5.18	10.43	5.18	41.71	10.39	34.09

AUM (GH m)



Performance (%)



Service Providers: Auditor – John Kay and Associates

Custodian – Stanbic Bank Ghana Ltd.

Disclaimer
Registered as Ecobank Development Corporation (EDC)

This document was prepared under supervision from the Research Division of Ecobank Group and is not necessarily definitive, current or authoritative. Data used in this document was gathered from reliable sources, but the analyst(s) and the publishers of this document do not hold themselves responsible for the accuracy or completeness of data used. The document provides the opinions, analyses and conclusions of the Research Division only and is provided without any warranties of any kind. Ecobank Group and its affiliates do not in any way endorse the findings, views and conclusions in this document. Ecobank Group published the document for information purposes only and does not constitute solicitation in any form and is not an offer to buy or sell securities of any kind. Ecobank Group and its affiliates' Directors, Employees or Agents do not accept any liability for any direct or remote loss or damage arising out of the use of all or any part of the information contained in this document.